

[QUICKSTART GUIDE]



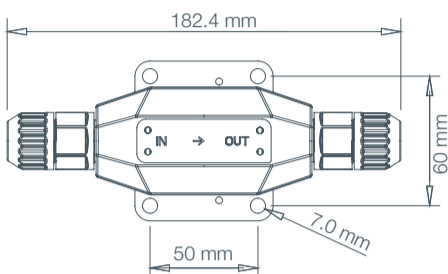
EXTERIOR GIGABIT EXTENDER
OUTREACH®
LITE G XT

[DIMENSIONS AND MOUNTING HOLES]

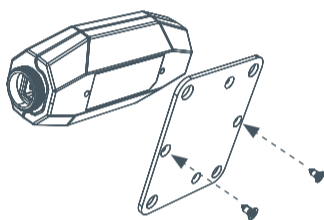
| The mounting plate is 64mm x 74mm x 2mm.
The enclosure is 100mm x 50mm x 30mm.

WARNING | Exposure to strong direct sunlight may heat the product beyond its operating specification, shade where possible.

WARNING | Do not mount the product within a second outdoor enclosure. Thermal insulation combined with solar heating may result in high internal temperatures.

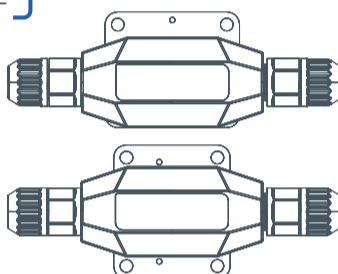


[FITTING THE MOUNTING PLATE]



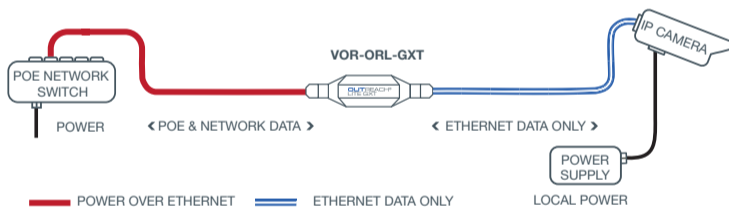
| Attach the product to the mounting plate using the two screws supplied.

| The plate can be attached in two different orientations to suit the installation.



NB Ensure nothing can push on the connectors and that the cables are supported and not in tension. Mount the product horizontally where possible.

[ETHERNET EXTENSION]

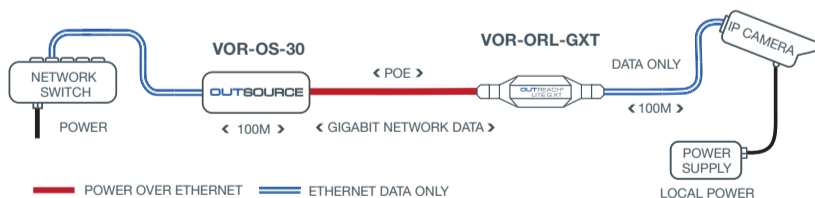


| To extend Gigabit Ethernet, use OUTREACH Lite G XT to connect cable sections up to 100m.

| OUTREACH devices use standard Cat 5e/6 type Ethernet cable and RJ45 connectors, with auto-detect rate and crossover.

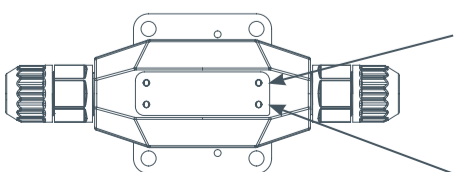
| OUTREACH Lite G XT is powered by POE but does not forward POE. Therefore Lite is used to extend Ethernet to non-POE or locally powered devices.

[ADDING POE]



| Veracity's OUTSOURCE 30 POE injector may be used to provide POE when the network switch is non-POE.

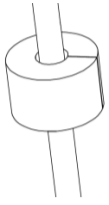
[LED INDICATORS]



OUTREACH LITE G XT	
LED	FUNCTION
RJ45 Green	Power / Speed Power good 10/100Base-T 1000Base-T
Blink =	
Flash =	
On =	
RJ45 Yellow	Link / Activity Link Established Network Activity
On =	
Flash =	

CABLE GASKET SIZES

- Check the cable gasket fit. For wider cables, the gasket can be removed and replaced. Two alternative sizes of gaskets are included.

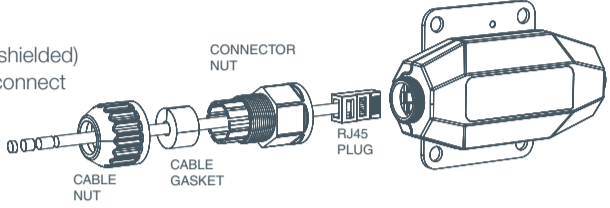


CABLE GASKET	CABLE DIAMETER	EXAMPLE CABLE
Black (fitted)	4.7 - 6.5mm	Cat 5e UTP, Cat 6 UTP
Green	6.0 - 7.8mm	Cat 5e, Cat 6 STP, Cat 6a
Red	7.0 - 9.0mm	Double Shielded, older Cat 6a

FITTING CONNECTORS 1

- Fit the cable cover parts over the cable, loosely assembled or separately in the order shown:

- Fit a standard (shielded or unshielded) RJ45 plug to the cable, and connect it to the product.



- OUTREACH Lite G XT should be connected to POE-compatible equipment **only**.

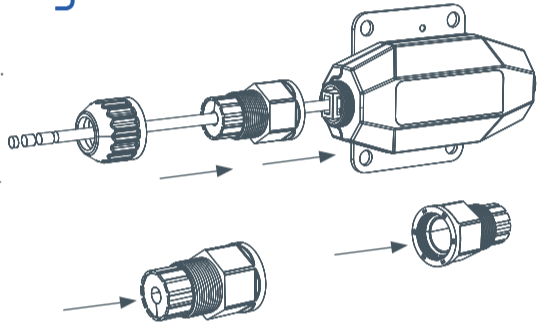
NB do not use strain reliefs or moulded connectors.

FITTING CONNECTORS 2

- Connect the RJ45 plug to the product.

NB Check the RJ45 plug clicks into place securely.

- Fit the cable gasket into the connector nut if it is not already in place.



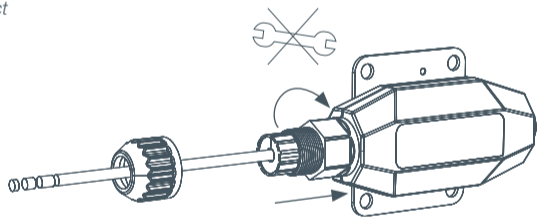
NB Check the cable gasket is fully inserted.

NB Check the red O-ring is present.

FITTING CONNECTORS 3

- Tighten the connector nut firmly by hand.

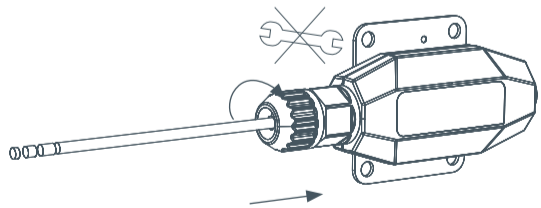
NB The connector nut should nearly contact the enclosure when fully tightened.



FITTING CONNECTORS 4

- Tighten the cable nut firmly by hand.

NB The cable nut should contact the connector when tightened. The cable gasket should compress firmly around the cable without bulging or rippling.



FCC CERTIFICATION

This device complies with Part 15 of the FCC Rules.

Operation is subject to the following two conditions: (1) this device may not cause harmful interference, and (2) this device must accept any interference received, including interference that may cause undesired operation.

NOTE: This equipment has been tested and found to comply with the limits for a Class A digital device, pursuant to Part 15 of the FCC Rules.

These limits are designed to provide reasonable protection against harmful interference when the equipment is operated in a commercial environment. This equipment generates, uses, and can radiate radio frequency energy and, if not installed and used in accordance with the instruction manual, may cause harmful interference to radio communications. Operation of this equipment in a residential area is likely to cause harmful interference in which case the user will be required to correct the interference at their own expense.

Surge Protection

All Veracity products have been independently tested to verify their resilience to the stringent immunity levels of international standards. Users should note that no electronic equipment can be guaranteed to be completely protected at levels beyond the defined standard; therefore product warranty cannot include damage to products which has been caused by surges exceeding those of the standards specified, for example lightning strike activity. It is the user's responsibility to implement relevant surge protection measures, as appropriate to the installation. This may include the fitting of additional surge protection devices where required.

Veracity UK Ltd. Prestwick International Aerospace Park, 4 Dow Road, Prestwick, KA9 2TU. UK

Veracity's Authorised Representative in the EU (as required by EU law for CE marked goods) is: Comply Express Unipessoal Limitada, StartUp Madeira, EV141, Campus da Penteada, 9020 105 Funchal, Portugal.

© Veracity UK Ltd 2024
OSG DV1.5 EN
OUTREACH Lite GXT is a registered trademark of Veracity UK Ltd

