



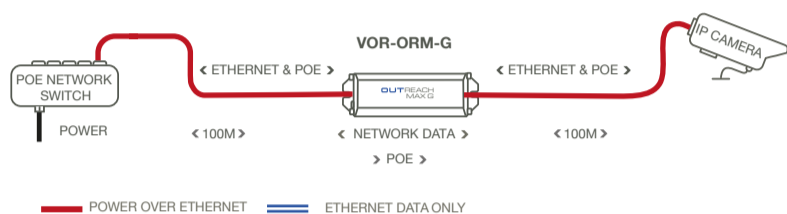
QUICKSTART GUIDE

GIGABIT LAN & POE EXTENDER
OUTREACH[®]
MAX G

EXTEND ETHERNET WITH POE TO 200 METRES

- To extend Gigabit Ethernet with POE, use OUTREACH Max G to connect additional cable sections of up to 100m.
- OUTREACH devices use standard Cat 5e/6 type Ethernet cable and RJ45 connectors, with auto-detect rate and crossover.
- OUTREACH Max G should **ONLY** be connected to POE-compatible equipment.
- OUTREACH Max G is transparent to POE, and will power up when **both** the POE source and powered device are connected.

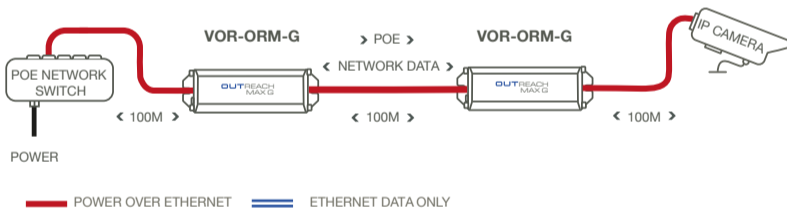
APPLICATION | EXTEND TO 200M WITH POE



INCREASING RANGE + POWER ABOVE 200M

- Multiple OUTREACH Max G devices may be used to create 1Gbps connections longer than 200 metres, by joining multiple cable sections of up to 100m each.
- For extension to non-POE devices, the last OUTREACH device in the chain should be an OUTREACH Lite G.

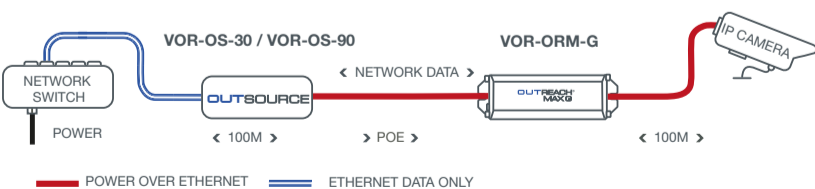
APPLICATION | EXTENSION BEYOND 200M



INCREASE POWER WITH OUTSOURCE

- For all configurations shown, OUTSOURCE POE injectors may be connected after the network switch for maximum POE power.
- OUTSOURCE 30 and OUTSOURCE 90 are IEEE-compliant (802.3at, 802.3bt) injectors specified for maximum power extension.

APPLICATION | USE OUTSOURCE FOR MAX POWER



This Device Complies with Part 15 of the FCC Rules.
Operation is subject to the following two conditions: (1) this device may not cause harmful interference, and (2) this device must accept any interference received, including interference that may cause undesired operation. NOTE: This equipment has been tested and found to comply with the limits for a Class B digital device, pursuant to Part 15 of the FCC Rules.

These limits are designed to provide reasonable protection against harmful interference when the equipment is operated in a commercial environment. This equipment generates, uses, and can radiate radio frequency energy and, if not installed and used in accordance with the instruction manual, may cause harmful interference to radio communications. Operation of this equipment in a residential area is likely to cause harmful interference in which case the user will be required to correct the interference at his own expense.

Surge Protection

All Veracity products have been independently tested to verify their resilience to the stringent immunity levels of international standards.

Users should note that no electronic equipment can be guaranteed to be completely protected at levels beyond the defined standard; therefore product warranty cannot include damage to products which has been caused by surges exceeding those of the standards specified, for example lightning strike activity. It is the user's responsibility to implement relevant surge protection measures, as appropriate to the installation. This may include the fitting of additional surge protection devices where required.

Veracity UK Ltd., Prestwick International Aerospace Park, 4 Dow Road, Prestwick, KA9 2TU, UK

Veracity's Authorised Representative in the EU (as required by EU law for CE marked goods) is: Comply Express Unipessoal Limitada, StartUp Madeira, EV141, Campus da Penteada, 9020 105 Funchal, Portugal.

© Veracity UK Ltd 2024
OSG DV1.7 EN
OUTREACH Max G is a registered trademark of Veracity UK Ltd



MAXIMUM RANGE FOR CAMERA POWER UP TO (WATTS)

POE SOURCE	4W	7W	13W	25W	40W	51W	62W	71W
IEEE 802.3af switch	<i>300m</i>	<i>300m</i>	<i>200m</i>	n/a	n/a	n/a	n/a	n/a
IEEE 802.3at switch	<i>300m</i>	<i>300m</i>	<i>300m</i>	<i>300m</i>	n/a	n/a	n/a	n/a
OUTSOURCE 30	<i>300m</i>	<i>300m</i>	<i>300m</i>	<i>300m</i>	n/a	n/a	n/a	n/a
OUTSOURCE 90	<i>300m</i>	<i>300m</i>	<i>300m</i>	<i>300m</i>	<i>300m</i>	<i>250m</i>	<i>200m</i>	<i>200m</i>

Ranges shown in italics can be higher using additional OUTREACH devices, but for ranges longer than 300m we recommend the use of Veracity LONGSPAN devices instead.

RANGE AND POWER REQUIREMENTS

- The table shows the range limits for Cat6 cable. Cat6 cable is recommended for devices requiring 20 watts or more.
- Extenders may be installed up to 100 metres apart, so a 300 metres distance would require two OUTREACH extenders.
- An IEEE 802.3at (POE Plus) switch or OUTSOURCE 30 injector is required for extension to devices requiring 10 watts or more.
- OUTREACH Max G supports 802.3bt including OUTSOURCE 90 and most higher power standards to 200 metres.

- Longer distances can be achieved with additional units, but for distances beyond 300 metres we recommend our LONGSPAN series of long range point-to-point adaptors.

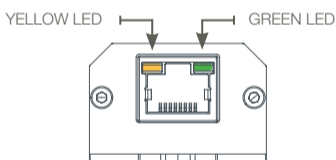
Please refer to the OUTREACH MAX G product label for the correct set up and direction of POE, to forward power to the end device. If the label is hidden from view, you can also check that the device is set up correctly by observing the LEDs at start up as shown in the LED Indicator Set-Up table below.

LED INDICATOR | SET-UP

OUTREACH MAX G - GREEN LED ACTIVITY ON SET UP

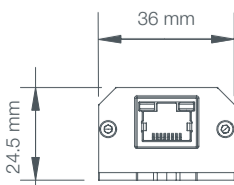
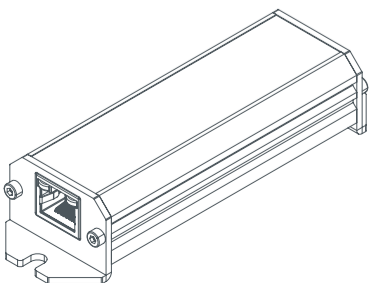
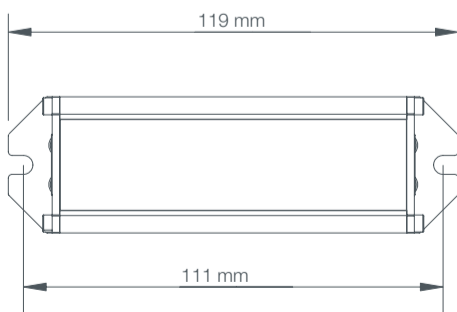
GREEN LED	FUNCTION	10/100Base-T	1000Base-T
RJ45 INPUT Green Blinks 8 times on set up, goes off, then stays on	Power / Speed	Flashes	Always on
RJ45 OUTPUT Green Always on for 4 seconds, blinks once then:-	Power / Speed	Flashes	Always on

OUTREACH MAX G LEDS | IN OPERATION



LEDS	FUNCTION
RJ45 Green Blink = Flash = On =	Power / Speed Power good 10/100Base-T 1000Base-T
RJ45 Yellow On = Flash =	Link / Activity Link Established Network Activity

OUTREACH MAX G DIMENSIONS



Dimensions are in millimetres. Mounting holes \varnothing 5 mm @111 mm centres.